

OneAnswer KiwiSaver Scheme

■ **Balanced Fund**

This fund update was first made publicly available on: 12 February 2020

What is the purpose of this update?

This document tells you how the Balanced Fund has performed and what fees were charged. The document will help you to compare the fund with other funds. ANZ New Zealand Investments Limited prepared this update in accordance with the Financial Markets Conduct Act 2013. This information is not audited and may be updated.

Description of this fund


The Balanced Fund invests in similar amounts of income assets (cash and cash equivalents and fixed interest) and growth assets (equities, listed property and listed infrastructure). The fund may also invest in alternative assets.

The fund aims to achieve a positive yearly return (after the fund charge and before tax) that over the long-term is 3.2% over inflation (allowing for a negative return 4.1 years in every 20).

| | |
|---------------------------------|----------------|
| Total value of the fund (\$) | 610,404,005 |
| Number of investors in the fund | 12,396 |
| The date the fund started | 1 October 2007 |

What are the risks of investing?

Risk indicator for the Balanced Fund:



The risk indicator is rated from 1 (low) to 7 (high). The rating reflects how much the value of the fund's assets goes up and down. A higher risk generally means higher potential returns over time, but more ups and downs along the way.

To help you clarify your own attitude to risk, you can seek financial advice or work out your risk profile at anz.co.nz/OA-riskprofiletool.

Note that even the lowest category does not mean a risk-free investment, and there may be other risks that are not captured by this rating.

This risk indicator is not a guarantee of a fund's future performance. The risk indicator is based on the returns data for the five years ended 31 December 2019. While risk indicators are usually relatively stable, they do shift from time to time. The risk indicator will continue to be updated in future fund updates.

See the product disclosure statement (PDS) for more information about the risks associated with investing in this fund.

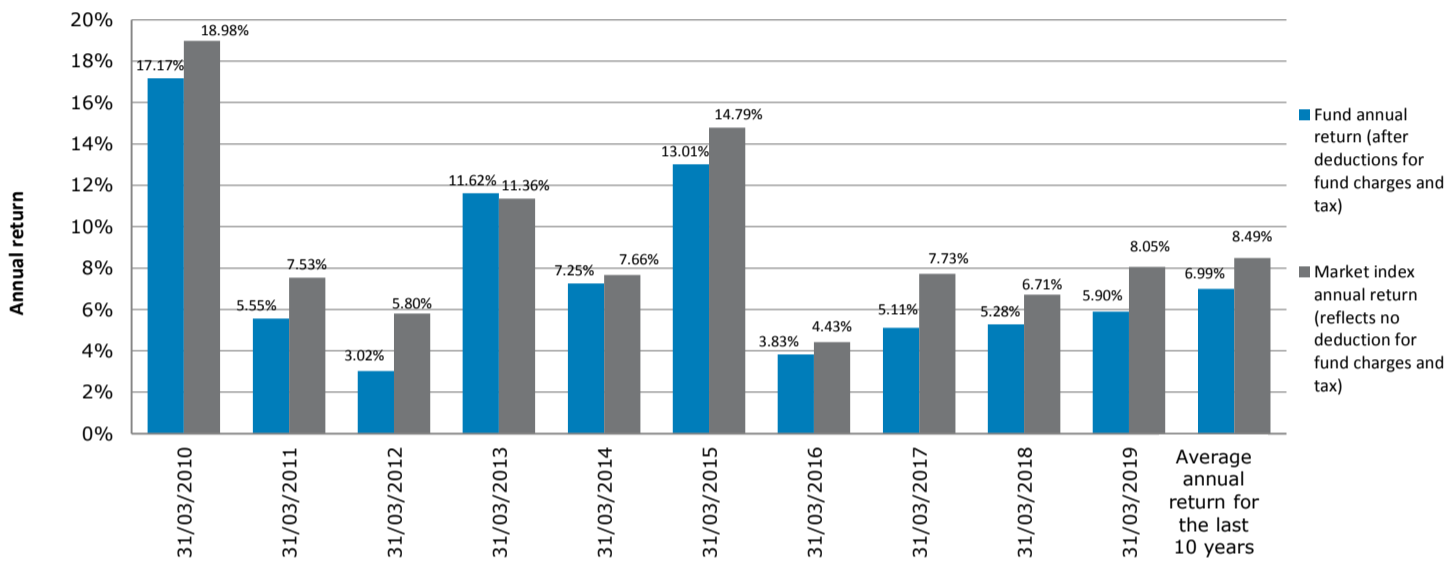
How has the fund performed?

| | Average over past five years | Past year |
|--|------------------------------|-----------|
| Annual return (after deductions for charges and tax) | 6.28% | 14.47% |
| Annual return (after deductions for charges but before tax) | 7.29% | 16.09% |
| Market index annual return (reflects no deduction for charges and tax) | 7.97% | 15.66% |

The market index annual return is calculated using the target investment mix and the indices of each asset class.

Additional information about the market index is available in the statement of investment policy and objectives on the offer register at www.disclose-register.companiesoffice.govt.nz.

Annual return graph



This shows the return after fund charges and tax for each of the last 10 years ending 31 March. The last bar shows the average annual return for the last 10 years, up to 31 December 2019.

Important: This does not tell you how the fund will perform in the future.

Returns in this update are after tax at the highest prescribed investor rate (PIR) of tax for an individual New Zealand resident. Your tax may be lower.

What fees are investors charged?

Investors in the Balanced Fund are charged fund charges. In the year to 31 March 2019 these were:

| | % of net asset value |
|--|----------------------|
| Total fund charges¹ | 0.94% |
| <i>Which are made up of:</i> | |
| Total management and administration charges | 0.94% |
| <i>Including:</i> | |
| Manager's basic fee | 0.90% |
| Other management and administration charges | 0.04% |
| Total performance based fees | 0.00% |

| | Dollar amount per investor |
|------------------------------|----------------------------|
| Other charges | |
| Membership fee ^{2*} | \$24 |

*From 1 April 2019, the membership fee was removed for members under 18 years and reduced from \$24 to \$18 per year for all other members.

Investors are not currently charged individual action fees for specific actions or decisions (for example, for withdrawing from or switching funds). See the PDS for more information about Scheme fees.

Small differences in fees and charges can have a big impact on your investment over the long term.

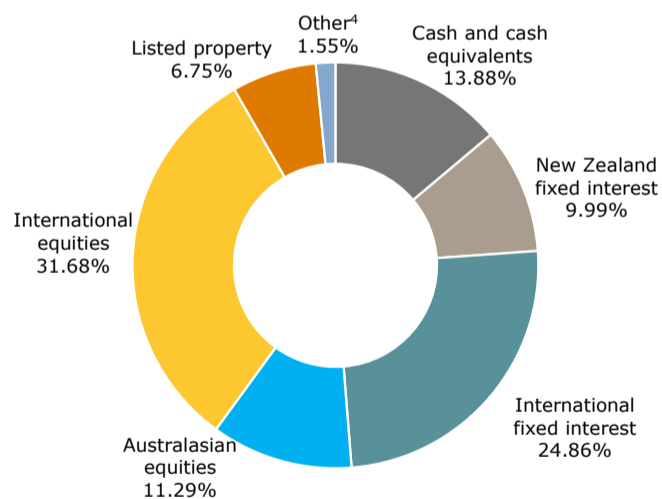
Example of how this applies to an investor

Sarah had \$10,000 in the fund at the start of the year and did not make any further contributions. At the end of the year, Sarah received a return after fund charges were deducted of \$1,447 (that is 14.47% of her initial \$10,000). Sarah also paid \$24 in other charges. This gives Sarah a total gain after tax of \$1,423 for the year.

What does the fund invest in?

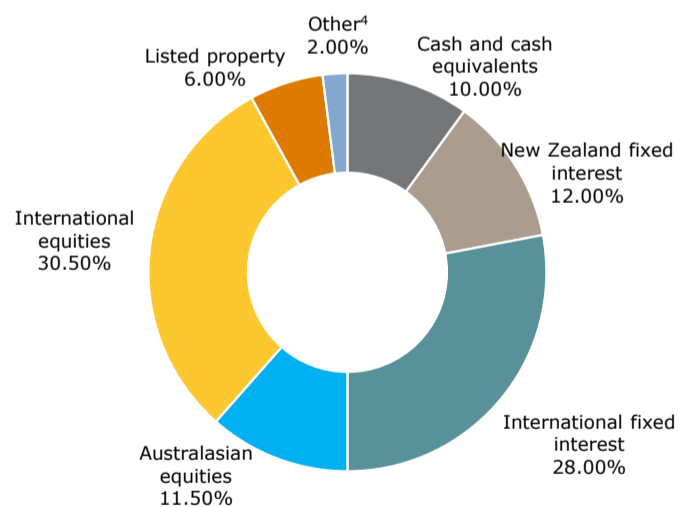
Actual investment mix³

This shows the types of assets that the fund invests in.



Target investment mix³

This shows the mix of assets that the fund generally intends to invest in.



Top 10 investments

| | Name | Percentage of fund net assets | Type | Country | Credit rating (if applicable) |
|----|--|-------------------------------|----------------------------|---------------|-------------------------------|
| 1 | Cash Deposit (J.P. Morgan USD) | 1.50% | Cash and cash equivalents | United States | A-1 |
| 2 | Cash Deposit (ANZ Bank) | 1.10% | Cash and cash equivalents | New Zealand | A-1+ |
| 3 | NZ Govt Stock 15/04/25 2.75% | 0.85% | New Zealand fixed interest | New Zealand | AA+ |
| 4 | ASB Registered Certificate of Deposit 09/03/20 | 0.84% | Cash and cash equivalents | New Zealand | A-1+ |
| 5 | NZ Govt Stock 20/04/29 3% | 0.76% | New Zealand fixed interest | New Zealand | AA+ |
| 6 | Visa Inc | 0.75% | International equities | United States | |
| 7 | ASB Registered Certificate of Deposit 06/03/20 | 0.70% | Cash and cash equivalents | New Zealand | A-1+ |
| 8 | Fisher and Paykel Healthcare | 0.69% | Australasian equities | New Zealand | |
| 9 | A2 Corp Limited | 0.66% | Australasian equities | New Zealand | |
| 10 | ASB Registered Certificate of Deposit 23/03/20 | 0.65% | Cash and cash equivalents | New Zealand | A-1+ |

The top 10 investments make up 8.50% of the net asset value of the fund.

Currency hedging

| | Benchmark hedging rate | Current hedging level |
|-------------------------------|--|-----------------------|
| Cash and cash equivalents | No foreign exchange exposure | - |
| New Zealand fixed interest | No foreign exchange exposure | - |
| International fixed interest | Benchmark 100% hedged | 99% |
| Australasian listed property | Benchmark 100% hedged | 99% |
| International listed property | Benchmark 100% hedged | 100% |
| Australasian equities | Benchmark 50% AUD hedged (range of 0-100%) | 35% |
| International equities | Benchmark 65% hedged (range of 0-100%) | 63% |
| Listed infrastructure | Benchmark 100% hedged | 101% |

Key personnel

This shows the directors and employees who have the most influence on investment decisions in relation to the fund.

| Name | Current position | Time in current position | Previous or other current position | Time in previous or other current position |
|----------------|---|--------------------------|---|--|
| Paul Huxford | Chief Investment Officer, New Zealand | 1 year and 6 months | Acting Chief Investment Officer, ANZ Bank New Zealand Limited | 3 months |
| Alan Clarke | Co-Head of Diversified Portfolio Management | 10 months | Senior Mandate Research Manager, ANZ Bank New Zealand Limited | 3 years and 7 months |
| Maaïke van Tol | Co-Head of Diversified Portfolio Management | 10 months | Senior Asset Allocation Manager, ANZ Bank New Zealand Limited | 1 years and 8 months |
| Mathew Young | Head of Investment Implementation and FX Strategy | 10 months | Head of Investment Implementation, ANZ Bank New Zealand Limited | 2 years and 2 months |
| Iain Cox | Australasian Head of Fixed Interest and Cash | 5 years and 10 months | Senior Fixed Interest Analyst, ANZ Bank New Zealand Limited | 2 years and 10 months |

Further information

You can also obtain this information, the PDS for the OneAnswer KiwiSaver Scheme, and some additional information from the offer register at www.disclose-register.companiesoffice.govt.nz.

Notes

- Our fund charges are inclusive of GST, where applicable.
- We charge you a membership fee at the scheme level for looking after your KiwiSaver account. If you're invested in more than one fund, this fee will be deducted from the fund with the highest balance.
- The target and actual investment mix of this fund are based on:
 - the cash and cash equivalents held by the fund, and
- This is an allocation to listed infrastructure.